

STERIL-AIRE[®]

*UVC World Leader for Maritime IAQ,
Automatic AC Coil Cleaning,
and AC Energy Savings*



Brochure for International use only.

How Steril-Aire Benefits the Maritime Industry

INTERIOR ENVIRONMENT

Improved IAQ

- Air from AC System up to 99% free of pathogens *
- Reduction in distribution of airborne infections (flu etc) ***
- Reduction in spread of Norovirus *****
- Partial Pandemic Protection ****
- Reduction in passenger illness
- Reduction in crew sickness and absenteeism **
- Reduction in VOCs and odours
- Reduction in tobacco smells *

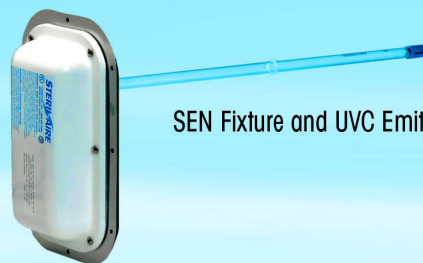


DE Fixture and UVC Emitter®

FACILITIES *****

Automatic coil cleaning

- Reduced AC maintenance
- Reduction of maintenance labour & chemical costs
- AC energy saving (10-20%)
- Reduction in carbon footprint
- Improved sustainability
- Coil Condensate Recovery/Recycling



SEN Fixture and UVC Emitter®

Extension of equipment life:

- Coil
- Chiller



SE Fixture and UVC Emitter®



SE VO Kit for Air Handlers™



Steril-Zone™

* Subject to UVC Dosage applied

** See Case Study: McGill University, Montreal, Canada

*** ASHRAE Airborne Infectious Diseases Position Document


**** Use of Steril-Aire UVC at Tan Tock Seng Hospital at height of SARS pandemic (2003)

***** Center for Disease Control & Prevention (CDC) "Norovirus and Working With Food"

***** Norovirus Outbreak, Nagano Environmental Research Institute - Tory Yoshida Shinya Sawa

***** See Case studies at www.steril-aire.com

Maritime Industry Use of Steril-Aire UVC



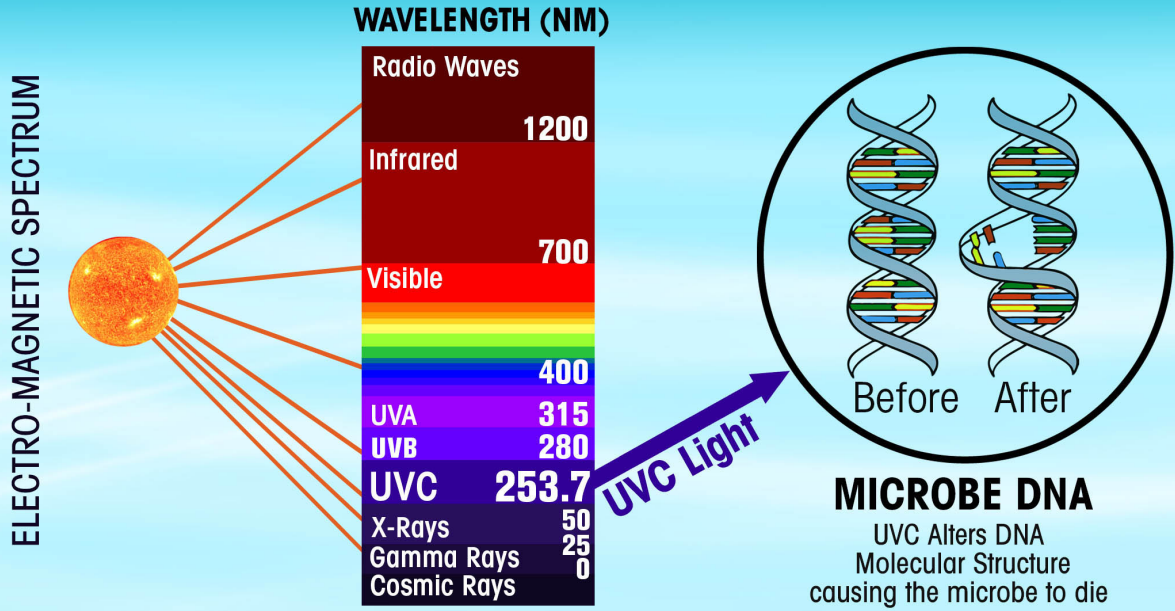
HVAC systems

- AHUs
- Fan-coils
- Splits
- Wall Package Units
- Unit Ventilators
- Heat Wheels
- Refrigeration

Locations

- Lobby / Reception / Atrium
- Cabins / Staterooms
- Lounges
- Bars/ Restaurants
- Sports Deck / Pools
- Gymnasiums & Spas
- Celebration Venues
- Canteens & Kitchens
- Theatres and Cinemas
- Retail Stores
- Sick Bays
- Offices
- Luggage Areas
- Toilets / Kennels
- Elevators
- Laundry
- Bridge
- Engine Room
- Refrigeration and Storage
- Waste Collection Areas

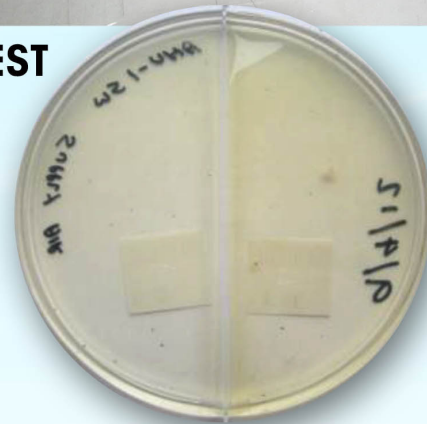
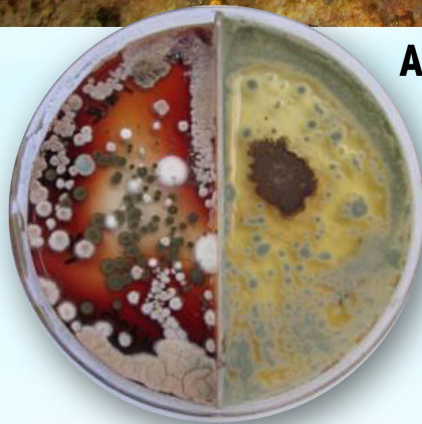
The Science of Steril-Aire UVC



Air-Conditioning Cooling Coil



AIR BIO-TEST



Case Study - Results of Steril-Aire UVC Emitters™ for UK Royal Navy



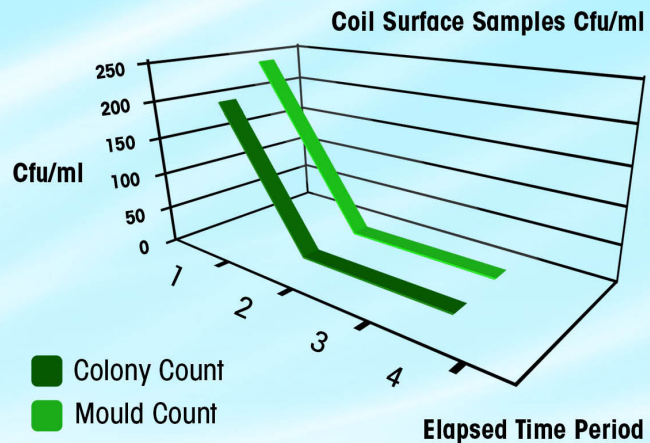
HVAC Cooling Coil and Plenum - Performance and Health Benefits

BACTERIAL MONITORING

COIL

Petri dish samples sent to independent bio lab for analysis (Cfu = colony forming units)

Colony count reduced from 192 to 0
Mould count reduced from 248 to 0

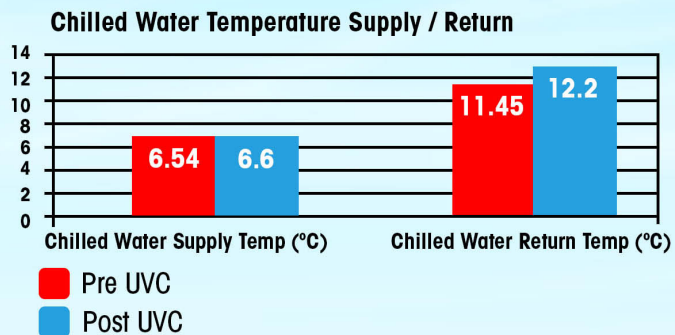


HVAC PERFORMANCE MONITORING

The manufacturer's design specification is a 7°C differential.

Pre UVC = 4.91°C

Post UVC = 5.60 °C

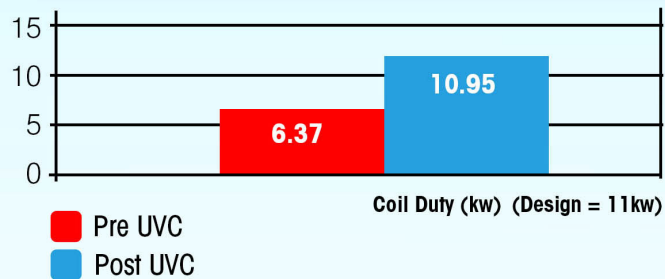


AHU COIL DUTY

Pre UVC, the AHU is working at **58%** of the original design capacity of 11 kw.

Post UVC, the AHU is working at **99.5%** of original specification.



This is almost a **72% improvement** to the pre UVC measurement.



Steril-Aire UVC Products



Full catalogue at www.steril-aire.com

DE SERIES UVC EMITTER[®]




- For use in medium to large AHUs.
- Double-ended Emitters are mounted internally and fitted end-to-end to fit any size coil.
- Available in: 18", 24", 30", 36", 42", 62" inch lengths (46, 61, 76, 91, 107, 157 cm lengths).
- Universal power-supply. 110 to 277V - 50/60 Hz

SE SERIES UVC EMITTER[®]






- For fan-coils, heat-pumps, unit ventilators, packaged AHUs, terminal units, and ducts.
- Mounted on exterior of AHU. Tube Installed through a one-inch hole (2.54 cm) drilled through the AHU casing.
- Available in 12", 16", 20", 24", 30", 36", 42" inch lengths (30, 41, 51, 61, 91, 107 cm lengths).
- Universal power-supply: 110 to 277V- 50/60 Hz
- Also available as an internally mounted kit with 12" to 61" (30 to 155 cm) SE Emitter tubes.

SEN SERIES UVC EMITTER[®]




- For exteriors including roof-top units, AHUs, heat-pumps, fan-coils, terminal units, and ducts.
- NEMA 4 rated.
- Mounted on exterior of AHU. Tube Installed through a one-inch hole (2.54 cm) drilled through the AHU casing.
- Available in 12", 16", 20", 24", 30", 36", 42", inch lengths (30, 41, 51, 61, 91, 107 cm lengths).
- Universal power-supply: 110 to 277V- 50/60 Hz

SE VO EMITTER® KIT FOR AIR HANDLERS





- Designed for air-handlers, fan coils, packaged systems, heat pumps and unit-ventilator systems.
- For coils larger than 15 inches high & up to 61 inches wide (38cm high & up to 155cm wide).
- The Kit includes a 110-277 V power supply (selection based on Emitter length) & one Mounting Kit selected from: 2 Short Hooks; 2 Small Spring Clips; Flat Plate Lamp Holder; Insert Emitter Holder, to fit most major brands.
- Available in: 12", 16", 20", 24", 30", 36", 42", 50" & 61" inch lengths (30, 41, 51, 61, 76, 91, 107, 127 & 155 cm).

SE HO EMITTER® KIT FOR UNITARY/SPLIT SYSTEMS



- Designed for air handlers below 5 tons, splits / mini splits, fan-coils, package units, PTAC units, & ceiling cassettes.
- For coils smaller than 15 inches high & 24 inches wide (38 cm high & 61 cm wide).
- The Kit includes a 110V 60Hz or 220V 50Hz power supply (please specify) plus Mounting Kit, selected from: 2 Short Hooks; 2 Small Spring Clips; Flat Plate Lamp Holder; Insert Emitter Holder.
- Available in: 7.5", 10", 16", 20", 24" inch lengths (19, 25, 41, 51, 61 cm).

STERIL-WAND® HANDHELD UNIT



- For surface decontamination in food processing, kitchens, check-out desks, conveyor belts and toilets.
- For mould remediation on walls, floors, ceilings.
- Hand-held devices to be passed very slowly over surface or placed on tripod.
- Safety shield prevents direct exposure to UVC Energy.
- Operator's skin must be covered.

How Steril-Aire Works

The intended purpose of air-conditioning ("AC") is to enable people to work, play and live in buildings with economical, clean and cold air – sadly this is seldom the case. Because the pollution in the air is mainly invisible it is often ignored, yet the US EPA, World Health Organization and ASHRAE all warn of the potential health risks of AC systems. The health risks come from two main sources; 1: The biofilm (mould) that grows inside the AC system, fed by the condensate created when the warm air passes through the cold cooling coils, sending out mould, bacteria and their products (VOCs) into the air. 2: The bacteria that enter into the building via ducts, doors and windows, and the viruses and bacteria (coughs and sneezes) that enter with the people, all of which are distributed by the AC system. This leads to cold and flu outbreaks, sickness, absenteeism and a drop in productivity.

Case studies confirm that high output Steril-Aire Emitters remove the biofilm from the AC coil and microbes from the air-stream making the air exiting the AC registers up to 99% free of virus, bacteria and mould, and thereby reducing sickness and absenteeism. Air-conditioning uses a lot of energy, often as much as 60% of the total building's energy, and contributes proportionally to the carbon footprint. The chiller and pumps normally consume 70% of the AC energy. The biofilm on the coil restricts airflow and reduces the heat transfer capability of the coil, resulting in warmer and humid air. This causes the occupants to lower the temperature settings on the thermostats, or the maintenance department to lower the chiller set point, causing the chiller to work more and use more energy.

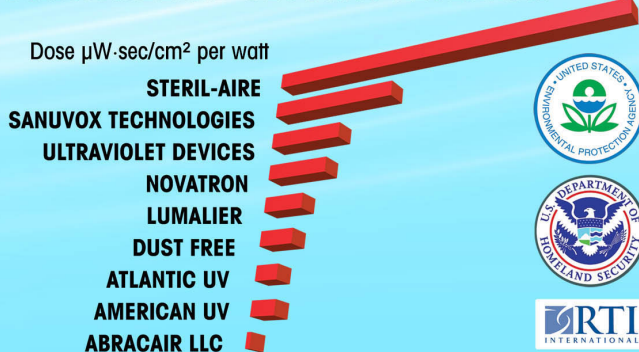
(The heat conductivity of aluminium used in coiling coils is approximately 200 W/m.K while that of biofilm is approximately 0.2 W/m.K. Most coils are only cleaned once or twice a year and, due to the physical structure of the coil, the inside of the coil is seldom cleaned. Even after the coil is cleaned the biofilm starts re-growing immediately).

A typical case study example came from Steril-Aire's Singapore, GETC Green Team, that was asked to improve the air and energy efficiency of the AC system in the Singapore Parliament Building. The Green Team introduced the Steril-Aire UVC Emitter® into the AHUs, which resulted in improved heat transfer efficiency at the cooling coil, raising the chilled water set-point from 6.6°C to 8.5°C. The parameters (tonnage and chilled temperature) for the cutting-in and cutting-out of the chillers, were readjusted to 'stretch' the chillers to maximize chiller efficiency. After the fine-tuning process, the return chilled water temperature was raised from the previous 9.8°C to 13.9°C. As a result, the chilled water ΔT was increased from 3.2°C to 5.1°C. The overall chiller plant efficiency improved from 1.1 kW/ton to 0.86 kW/ton (an improvement of 21.8% in chiller plant efficiency), enabling the Singapore Parliament House to secure the Green Mark Gold Award.

Before Improvement				After Improvement (UVGI for AHUs, Resetting of Chiller Plant Control Parameters)			
Chilled Water Supply Temp	Chilled Water Return Temp	ΔT	Chiller Plant Efficiency	Chilled Water Supply Temp	Chilled Water Return Temp	ΔT	Chiller Plant Efficiency
6.6°C	9.8°C	3.2°C	1.1 kW/ton	8.5 °C	13.6°C	5.1°C	0.86kW/ton

Data Showing Improvement in Chiller Plant Efficiency with Contribution from Clean Coils Installed with Steril-Aire UVC Emitters

USA HOMELAND SECURITY RESEARCH



Case Studies (www.steril-aire.com)

Industry UVC Acknowledgement: ASHRAE

- Director's Letter June 24th 2009
- Chapter 17 - 2012 ASHRAE Handbook (HVAC Systems and Equipment)
- Chapter 60 - 2011 ASHRAE Handbook (HVAC Applications)

Contact : sales@steril-aire.com | +1-818-565-1128 | © Steril-Aire 2013. All Rights Reserved